



In This Months Magazine

**President's Report
Group Film Project
FAMM Convention 2016 Photos
Joe's Tech Page**

May 2016

Mon	Tue	Wed	Thu	Fri	Sat	Sun
						1
2	3	4	5			
9	10	11	12			
16						
23				27	28	29
30	31					

**10th May 7.30pm
Tuesday Committee Meeting
Phil Reynolds**

**4th May 7.30pm
Wednesday Club Meeting
Open Competition
Any Topic**

June 2016

Mon	Tue	Wed	Thu	Fri	Sat	Sun
		1	2	3	4	5
6	7	8	9			
13		15	16			
20				24	25	26
27	28	29	30			

**7th June 7.30pm
Monday Committee Meeting
Ian Huish**

**1st June 7.30pm
Wednesday Club Meeting
Themed Competition
'Picture'**

2016 COMPETITIONS & FUNCTIONS

May 2016	Open Competition-Any Topic (up to 15 min)
June 2016	Themed Competition 'Picture' in any form to make a story
July 2016	AGM Plus Intermediate Competition

From the Presidents Desk

Note

For those members who are not on email, the club would like to know if you are going to be involved with this year's club Group Shoot. If you can't make this Wednesday's meeting, could you contact a committee member to confirm if you are or are not going to be in this year's Group Shoot.



This month we have the first open competition of the year. It will be interesting to see what everyone's been up to. We will also be organising our Group Film Project for the year. We are going to try a slightly different approach this year, and go for one (see later in the newsletter for more details). We might also try to re-create some of the novel camera shots that Phil talked about at the February meeting.

In July, we'll be having our Annual General Meeting to elect a committee to take us through another year. If you haven't been on the committee before, or if you haven't been on it for a while, perhaps you could consider lending a hand for a year. The main task is to think of interesting content and activities for the club, and some new ideas would be welcome. There are also some of the simple tasks like bringing supper for

the club meeting. Every bit of help is much appreciated!

Our club website and facebook page attracts quite a number of views and we get the occasional request to do commercial video work. Of course, as a club we're more in the business of having fun making movies. However, some of our club members may be able to help out for a price, so we've added an 'External Services' tab to the website. Any club member can list their services on this page, so if you would like your business or details listed there, just send me an email (or use the contact email on the website).

Ian Huish

Please Note
Memberships are due

DISCLAIMER

In regard to products, services and/or procedures which are either advertised or mentioned in this magazine, members should determine for themselves the reliability and/or suitability of these products for their own particular requirements. Newcastle Video Moviemakers inc., cannot accept responsibility for any products or service statement made herein and the opinions or comments by contributors are not necessarily the views of the club, its committee, its members or the editor.

Group Film Project

It's that time of year when we think about making movies as a group, rather than as individuals. This year we thought we'd try a new format. Instead of splitting into two groups to make competing movies, we plan to make one great movie as a club.

We'll still split into groups, but this time the groups will be like departments in a feature film production. This way the amount of time required to participate in the production should be reduced. However, if you have the time and are keen you are welcome to help every stage in the production. In particular, lots of people will be required on the filming days. The groups are....

Script Department

This group must come up with the idea for the film, and produce a script. They can be as creative as they like, but the production department has the right to veto any idea that is too hard to produce. Finally this department helps to produce a story board or scene list.

Production Department

This group are the organisers, and must arrange actors, locations, costumes and props to enable the production to proceed.

Capture Department

This group is responsible for the planning and activities on the shooting days. They don't have to do all the work themselves, but are responsible for organising who does what, including direction, camera, sound and lighting, catering, and everything that happens on the set. Of course the more people available on the day (or days) the easier it will be.

Post Production Department

These people will be responsible for the editing of the film, as well as music and sound effects.

We have four months to conceive and produce the film, which fits in nicely with the four departments. Each group then has a month to complete it's task, and can report back at the next club meeting.

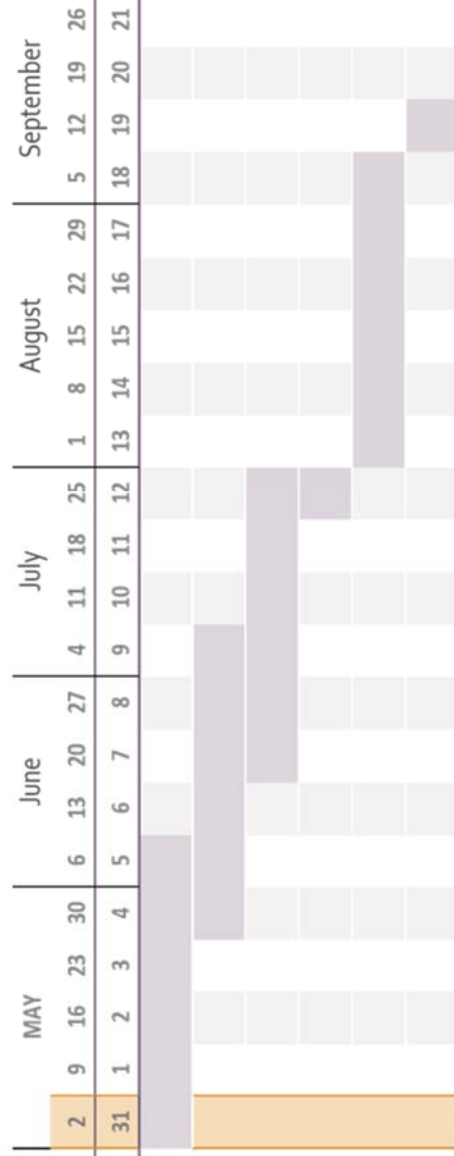
See Schedule on next page-

Group Project Schedule

Period Highlight: 1



ACTIVITY	PLAN		ACTUAL		PERCENT COMPLETE
	START	DURATION	START	DURATION	
Script	1	6	0	0	0%
Production	5	6	0	0	0%
Capture	8	6	0	0	0%
Shooting	13	1	0	0	0%
Post Production	14	6	0	0	0%
Judging	20	1	0	0	0%



FAMM 2016 CONVENTION HUNTER VALLEY



Jo Smith with the convention
MC Wade Hatton



Harvey Hutchison with
Laurie & Narelle
Chesterfield.



Convention Dinner - President's Table



Ben Allan, one of our
many speakers



Tour to Richmond Vale railway



AGM at Sebel Kirkton Park in the Hunter Valley



© Tech Topics with Joe Leon - May 2016

All Registered Names, Trademarks, Logos and Images appearing in this article are subject of Copyright to their respective owners.



Note: All Images have been enhanced for clarity.

Quick Launch Toolbar for Windows 7/8/8.1/10 ...

Go to the **Microsoft** site shown below for more information on how to enable **Quick Launch**.


<https://support.microsoft.com/en-us/kb/975784>

%AppData%\Microsoft\Internet Explorer\Quick Launch

Right-Click on the **Task Bar** and select **New toolbar**. Next enter the information as shown above as shown in the example below.

When next you **Right-Click** on the **Task Bar** you'll see that the **Quick Launch Toolbar** has been enabled. If you **Click** on it, then it will be disabled and to **Restore** it the procedure above will have to be repeated to get it back.

If you have a lot of **Program Icons** on the **Desktop**, then **Quick Launch** is ideal to move them to **Quick Launch** as shown in the images at right and at bottom right. The image at right shows **Program** items as entered and bottom right image shows the items sorted according to my preferences. **Quick Launch** is basically a Menu for your **Programs**.

 **Click** on the **Quick Launch Icon** shown at left and when the **Menu** opens, **Click** on the selected **Program** item that you want to **Run**.

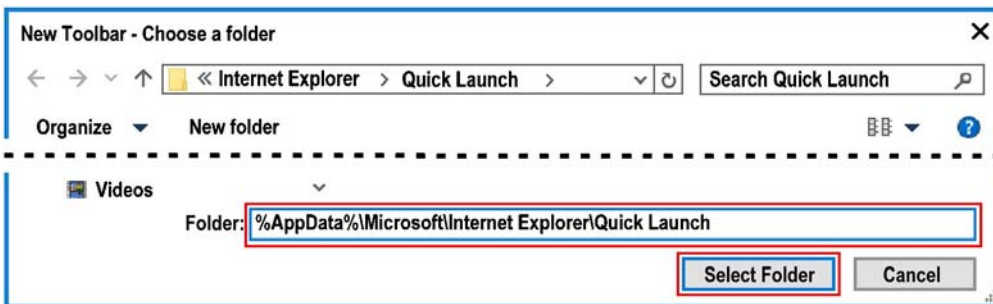
Once the **Program** items have been added to **Quick Launch**, the corresponding **Program Icons** on the **Desktop** can be deleted which leads to a much tidier and cleaner **Desktop**.

Summary: The **Quick Launch Toolbar** is located on the **Taskbar** and is a convenient way to open programs.



You can **Add or Remove Program Icons** on the **Quick Launch Toolbar** so that you have easy access to the **Programs** that you frequently use.

Add a Program to the



Quick Launch Toolbar...

Click the **Icon** of the program you want to **Add** (you can find most **Program Icons** on the **Start Menu** or the **Desktop**), and then **Drag** it to the **Quick**

To **Sort Program** items simply drag them and place them in the desired order that suits you. It then takes only **2 Clicks** to **Run** any **Program**.

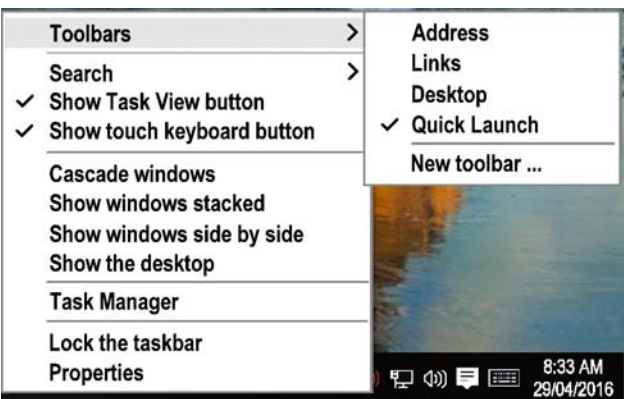


Launch Toolbar. Image as it appears on **Taskbar** while dragging is shown below. The **Quick Launch Toolbar** works just as

[→ Move to Quick Launch](#)

well on **Windows 7 / 8 / 10**. Use the same procedure to **Install Quick Launch Toolbar** on all versions.

JPL



COPYRIGHT

All articles and photos appearing in this magazine are subject to Copyright and may not be reproduced in whole or part without the author's consent. Enquiries regarding permission should in the first instance be directed to the Editor, Newcastle Video Moviemakers Inc.

Fridge Magnets **Accolades** **Awards & Promotional Items**

Pens **Coffee Cups**

Beer coolers **Deliver all Over**

Trophies www.maitland.bmr.com.au/accolades **Name badges**

mike@maitland.bmr.com.au
Unit 5/6 Johnson St
Maitland 2320

Ph/ Fax (02) 49324982

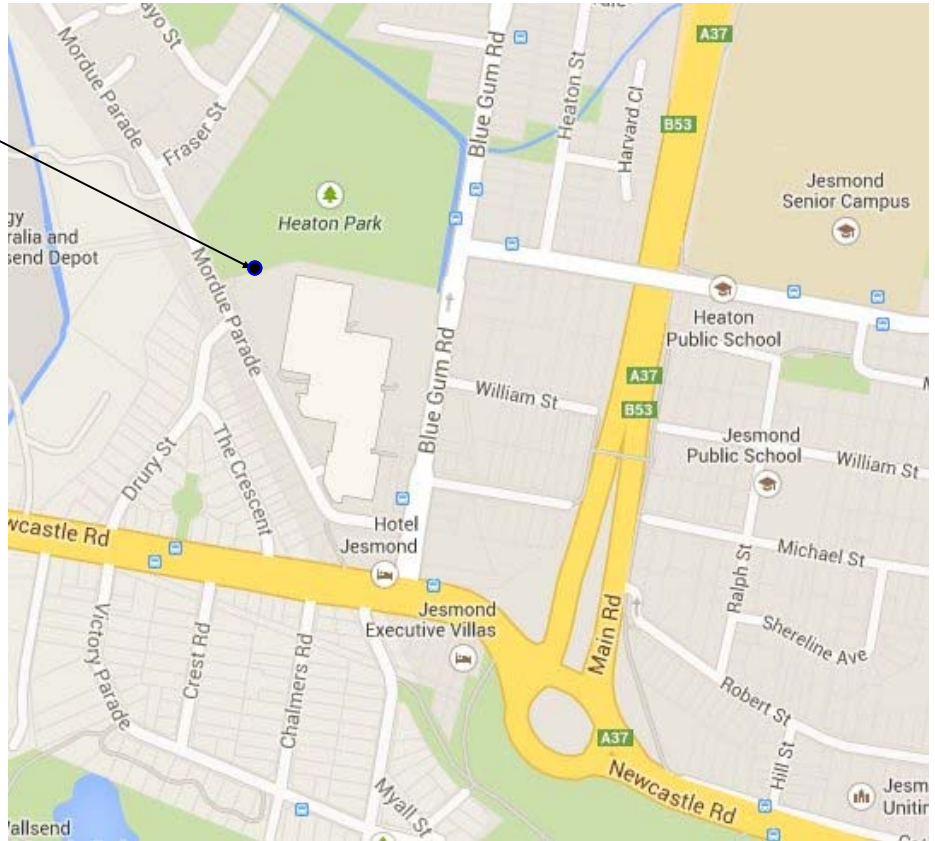
Accolades **Awards & Promotional Items**

Unit 5/6 Johnson St Maitland. 2320.

TROPHIES PLAQUES MEDALS
FRIDGE MAGNETS MUGS
NAME BADGES T-SHIRTS
PENS STUBBIE HOLDERS
KEYRINGS

mike@maitland.bmr.com.au
www.maitland.bmr.com.au/accolades
PH/FAX: (02) 4932 4982

Location of
NVM Club
room
44 Mordue Pd
Jesmond
Neighbourhood
Centre



CLUB MEETINGS	
WHEN:	The first Wednesday of each month at 7.30pm.
WHERE:	Jesmond Neighbourhood Centre 44 Mordue Parade Jesmond
CORRESPONDENCE TO:	The Secretary, NEWCASTLE VIDEO MOVIE MAKERS Inc PO Box 67 ADAMSTOWN NSW 2289
Committee meetings:	These are held on the Tuesday following the club meeting each month at a committee member's home in rotation. All members are welcome to attend, however a courtesy call to the committee member concerned would be appreciated.

Contact Us

President	Ian Huish	0411488789	ian.huish@internode.on.net
Vice President	Phil Reynolds		
Treasurer	Mark Owens	49693117	mowens@y7mail.com
Secretary	Geoff Peel	49680977	newo@bigpond.com.au
Editor	Ralf Jorg	49336931	ralfjorg@hotmail.com
Tech Officer	Laurie Chesterfield	4965 6449	ln.chesterfield@idl.net.au
Committee	Laura Owens	49693117	owens_1_94@yahoo.com.au
Committee	Mike Creevey		
Committee	Robin Godson King		
Committee	Ian Selby		
Public Officer	Bob Cook	4926 1117	bobcooknewcastle@gmail.com
FAMM Vice President	Laurie Chesterfield	4965 6449	ln.chesterfield@idl.net.au

<http://www.nvm.org.au>